

STATEMENT OF APPROVED BUDGET, UTILIZATIONS, DISBURSEMENTS AND BALANCES

(For Off-Budgetary Funds)

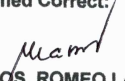
As at the Quarter Ending December 31, 2023


Department : State Universities and Colleges (SUCs)
 Agency/Entity : Batangas State University
 Operating Unit : < not applicable >
 Organization Code (UACS) : 08 038 0000000
 Fund Cluster : 05 - Internally Generated Funds
 (e.g. UACS Fund Cluster: 05-Internally Generated Funds and 06-Business Related Funds)


Particulars	UACS CODE	Approved Budget			Utilizations					Disbursements					Balances		
		Approved Budgeted Revenue	Adjustments (Reductions, Modifications/ Augmentations)	Adjusted Budgeted Revenue	1st Quarter Ending March 31	2nd Quarter Ending June 30	3rd Quarter Ending September 30	4th Quarter Ending December 31	Total	1st Quarter Ending March 31	2nd Quarter Ending June 30	3rd Quarter Ending September 30	4th Quarter Ending December 31	Total	Unutilized Budget	Unpaid Obligations (10-15)=(17+18)	
																Due and Demandable	Not Yet Due and Demandable
1	2	3	4	5=[(3+(-4))]	6	7	8	9	10=(6+7+8+9)	11	12	13	14	15=(11+12+13+14)	16=(5-10)	17	18
General Administration and Support	1000000000000000	259,706,238.60	0.00	259,706,238.60	17,584,780.58	48,281,640.01	37,830,122.23	42,206,394.61	145,902,937.43	9,168,137.83	26,233,398.64	31,002,863.53	43,328,015.77	109,732,415.77	113,803,301.17	10,442,453.10	25,728,068.56
General Management and Supervision	100000100001000	259,706,238.60	0.00	259,706,238.60	17,584,780.58	48,281,640.01	37,830,122.23	42,206,394.61	145,902,937.43	9,168,137.83	26,233,398.64	31,002,863.53	43,328,015.77	109,732,415.77	113,803,301.17	10,442,453.10	25,728,068.56
MOOE		143,316,470.00	0.00	143,316,470.00	14,300,851.24	28,611,292.45	29,727,535.75	39,667,417.69	112,307,097.13	9,168,137.83	25,997,737.92	27,259,838.80	29,085,385.06	91,511,099.61	31,009,372.87	9,296,393.50	11,499,604.02
CO		116,389,768.60	0.00	116,389,768.60	3,283,929.34	19,670,347.56	8,102,586.48	2,538,976.92	33,595,840.30	0.00	235,660.72	3,743,024.73	14,242,630.71	18,221,316.16	82,793,928.30	1,146,059.60	14,228,464.54
Sub-Total, General Administration and Support		259,706,238.60	0.00	259,706,238.60	17,584,780.58	48,281,640.01	37,830,122.23	42,206,394.61	145,902,937.43	9,168,137.83	26,233,398.64	31,002,863.53	43,328,015.77	109,732,415.77	113,803,301.17	10,442,453.10	25,728,068.56
PS		0.00	0.00	0.00	0.00	0.00	0.00	0.00	0.00	0.00	0.00	0.00	0.00	0.00	0.00	0.00	0.00
MOOE		143,316,470.00	0.00	143,316,470.00	14,300,851.24	28,611,292.45	29,727,535.75	39,667,417.69	112,307,097.13	9,168,137.83	25,997,737.92	27,259,838.80	29,085,385.06	91,511,099.61	31,009,372.87	9,296,393.50	11,499,604.02
FinEx (if Applicable)		0.00	0.00	0.00	0.00	0.00	0.00	0.00	0.00	0.00	0.00	0.00	0.00	0.00	0.00	0.00	0.00
CO		116,389,768.60	0.00	116,389,768.60	3,283,929.34	19,670,347.56	8,102,586.48	2,538,976.92	33,595,840.30	0.00	235,660.72	3,743,024.73	14,242,630.71	18,221,316.16	82,793,928.30	1,146,059.60	14,228,464.54
Support to Operations	2000000000000000	622,867,366.34	0.00	622,867,366.34	31,824,049.91	65,074,229.77	28,061,458.20	70,063,589.95	195,023,327.83	8,170,827.11	17,744,837.51	39,630,214.17	23,644,179.32	89,190,058.11	427,844,038.51	25,867,077.02	79,966,192.70
Auxiliary Services	200000100001000	622,867,366.34	0.00	622,867,366.34	31,824,049.91	65,074,229.77	28,061,458.20	70,063,589.95	195,023,327.83	8,170,827.11	17,744,837.51	39,630,214.17	23,644,179.32	89,190,058.11	427,844,038.51	25,867,077.02	79,966,192.70
PS		259,010.00	0.00	259,010.00	0.00	0.00	0.00	0.00	0.00	0.00	0.00	0.00	0.00	0.00	259,010.00	0.00	0.00
MOOE		270,903,611.86	0.00	270,903,611.86	18,841,320.33	35,963,526.25	26,043,346.27	52,814,341.35	133,662,534.20	8,170,827.11	17,006,985.31	36,040,473.10	23,420,151.13	84,638,436.65	137,241,077.66	22,948,181.50	26,075,916.05
CO		351,704,744.48	0.00	351,704,744.48	12,982,729.58	29,110,703.52	2,018,111.93	17,249,248.60	61,360,793.63	0.00	737,852.20	3,589,741.07	224,028.19	4,551,621.46	290,343,950.85	2,918,895.52	53,890,276.65
Sub-Total, Support to Operations		622,867,366.34	0.00	622,867,366.34	31,824,049.91	65,074,229.77	28,061,458.20	70,063,589.95	195,023,327.83	8,170,827.11	17,744,837.51	39,630,214.17	23,644,179.32	89,190,058.11	427,844,038.51	25,867,077.02	79,966,192.70
PS		259,010.00	0.00	259,010.00	0.00	0.00	0.00	0.00	0.00	0.00	0.00	0.00	0.00	0.00	259,010.00	0.00	0.00
MOOE		270,903,611.86	0.00	270,903,611.86	18,841,320.33	35,963,526.25	26,043,346.27	52,814,341.35	133,662,534.20	8,170,827.11	17,006,985.31	36,040,473.10	23,420,151.13	84,638,436.65	137,241,077.66	22,948,181.50	26,075,916.05
FinEx (if Applicable)		0.00	0.00	0.00	0.00	0.00	0.00	0.00	0.00	0.00	0.00	0.00	0.00	0.00	0.00	0.00	0.00
CO		351,704,744.48	0.00	351,704,744.48	12,982,729.58	29,110,703.52	2,018,111.93	17,249,248.60	61,360,793.63	0.00	737,852.20	3,589,741.07	224,028.19	4,551,621.46	290,343,950.85	2,918,895.52	53,890,276.65
Operations	3000000000000000	1,549,612,502.60	0.00	1,549,612,502.60	97,107,727.81	186,868,743.83	147,480,189.82	368,747,407.54	800,204,069.00	62,525,601.27	121,764,977.81	125,130,744.33	212,504,509.06	521,925,832.47	749,408,433.60	40,488,783.12	237,789,453.41
OO : Relevant and quality tertiary education ensured to achieve inclusive growth and access of poor but deserving students to quality tertiary education increased	3100000000000000	1,398,598,447.04	0.00	1,398,598,447.04	90,384,449.43	178,598,114.23	133,233,850.13	352,567,999.03	754,784,412.82	59,084,466.79	117,043,292.28	119,859,642.64	202,078,888.16	498,066,289.87	643,814,034.22	35,658,485.56	221,059,637.39
HIGHER EDUCATION PROGRAM	3101000000000000	1,398,598,447.04	0.00	1,398,598,447.04	90,384,449.43	178,598,114.23	133,233,850.13	352,567,999.03	754,784,412.82	59,084,466.79	117,043,292.28	119,859,642.64	202,078,888.16	498,066,289.87	643,814,034.22	35,658,485.56	221,059,637.39
Provision of Higher Education Services	310100100002000	1,398,598,447.04	0.00	1,398,598,447.04	90,384,449.43	178,598,114.23	133,233,850.13	352,567,999.03	754,784,412.82	59,084,466.79	117,043,292.28	119,859,642.64	202,078,888.16	498,066,289.87	643,814,034.22	35,658,485.56	221,059,637.39
PS		94,759,480.00	0.00	94,759,480.00	9,047,302.43	21,667,542.14	11,822,251.57	28,376,765.46	70,913,861.60	7,966,717.32	21,300,392.12	11,440,329.58	25,827,945.95	66,535,384.97	23,845,618.40	3,616,320.31	762,156.32
MOOE		634,028,834.03	0.00	634,028,834.03	65,306,099.36	102,173,603.14	91,892,762.56	156,138,295.71	415,510,760.77	51,117,749.47	88,768,473.25	85,090,182.06	130,111,605.12	355,088,009.90	218,518,073.26	23,573,170.10	36,849,580.77
CO		669,810,133.01	0.00	669,810,133.01	16,031,047.64	54,756,968.95	29,518,836.00	168,052,937.86	268,359,790.45	0.00	6,974,426.91	23,329,131.00	46,139,337.09	76,442,895.00	401,450,342.56	8,468,995.15	183,447,900.30
OO : Higher education research improved to promote economic productivity and innovation	3200000000000000	122,679,260.69	0.00	122,679,260.69	5,884,487.08	5,219,682.32	6,595,735.62	12,823,888.42	30,523,793.44	3,085,195.32	3,158,652.13	3,332,884.70	7,766,314.07	17,343,046.22	92,155,467.25	3,339,216.94	9,841,530.28


Department : State Universities and Colleges (SUCs)
 Agency/Entity : Batangas State University
 Operating Unit : < not applicable >
 Organization Code (UACS) : 08 038 0000000
 Fund Cluster : 05 - Internally Generated Funds
 (e.g. UACS Fund Cluster: 05-Internally Generated Funds and 06-Business Related Funds)

Particulars	UACS CODE	Approved Budget			Utilizations					Disbursements					Balances		
		Approved Budgeted Revenue	Adjustments (Reductions, Modifications/ Augmentations)	Adjusted Budgeted Revenue	1st Quarter Ending March 31	2nd Quarter Ending June 30	3rd Quarter Ending September 30	4th Quarter Ending December 31	Total	1st Quarter Ending March 31	2nd Quarter Ending June 30	3rd Quarter Ending September 30	4th Quarter Ending December 31	Total	Unutilized Budget	Unpaid Obligations (10-15)=(17+18)	
																Due and Demandable	Not Yet Due and Demandable
1	2	3	4	5=[3+(-)4]	6	7	8	9	10=(6+7+8+9)	11	12	13	14	15=(11+12+13+14)	16=(5-10)	17	18
ADVANCED EDUCATION PROGRAM	3201000000000000	16,830,508.91	0.00	16,830,508.91	1,080,927.32	364,287.75	219,047.55	659,974.77	2,324,237.39	0.00	29,494.26	56,805.77	36,423.38	122,723.41	14,506,271.52	110,512.30	2,091,001.68
Provision of Advanced Education Services	320100100001000	16,830,508.91	0.00	16,830,508.91	1,080,927.32	364,287.75	219,047.55	659,974.77	2,324,237.39	0.00	29,494.26	56,805.77	36,423.38	122,723.41	14,506,271.52	110,512.30	2,091,001.68
MOOE		5,060,885.65	0.00	5,060,885.65	21,765.00	364,287.75	154,047.55	659,974.77	1,200,075.07	0.00	29,494.26	56,805.77	36,423.38	122,723.41	3,860,810.58	110,512.30	966,839.36
CO		11,769,623.26	0.00	11,769,623.26	1,059,162.32	0.00	65,000.00	0.00	1,124,162.32	0.00	0.00	0.00	0.00	0.00	10,645,460.94	0.00	1,124,162.32
RESEARCH PROGRAM	3202000000000000	105,848,751.78	0.00	105,848,751.78	4,803,559.76	4,855,394.57	6,376,688.07	12,163,913.65	28,199,556.05	3,085,195.32	3,129,157.87	3,276,078.93	7,729,890.69	17,220,322.81	77,649,195.73	3,228,704.64	7,750,528.60
Conduct of Research Services	320200100001000	105,848,751.78	0.00	105,848,751.78	4,803,559.76	4,855,394.57	6,376,688.07	12,163,913.65	28,199,556.05	3,085,195.32	3,129,157.87	3,276,078.93	7,729,890.69	17,220,322.81	77,649,195.73	3,228,704.64	7,750,528.60
PS		4,115,000.00	34,462.72	4,149,462.72	248,333.32	69,462.72	197,777.78	327,500.00	843,073.82	175,708.32	107,625.00	175,990.50	284,287.49	743,611.31	3,306,388.90	92,587.51	6,875.00
MOOE		68,711,361.93	(134,462.72)	68,576,899.21	4,342,273.58	3,959,158.62	6,066,370.29	10,032,363.65	24,400,166.14	2,909,487.00	3,021,532.87	2,964,057.93	7,311,153.20	16,206,231.00	44,176,733.07	2,641,267.13	5,552,668.01
CO		33,022,389.85	100,000.00	33,122,389.85	212,952.86	826,773.23	112,540.00	1,804,050.00	2,956,316.09	0.00	0.00	136,030.50	134,450.00	270,480.50	30,166,073.76	494,850.00	2,190,985.59
OO : Community engagement increased	3300000000000000	28,334,794.87	0.00	28,334,794.87	838,791.30	3,050,947.28	7,650,604.07	3,355,520.09	14,895,862.74	355,939.16	1,563,033.40	1,938,216.99	2,659,306.83	6,516,496.38	13,438,932.13	1,491,080.62	6,888,285.74
TECHNICAL ADVISORY EXTENSION PROGRAM	3301000000000000	28,334,794.87	0.00	28,334,794.87	838,791.30	3,050,947.28	7,650,604.07	3,355,520.09	14,895,862.74	355,939.16	1,563,033.40	1,938,216.99	2,659,306.83	6,516,496.38	13,438,932.13	1,491,080.62	6,888,285.74
Provision of Extension Services	330100100001000	28,334,794.87	0.00	28,334,794.87	838,791.30	3,050,947.28	7,650,604.07	3,355,520.09	14,895,862.74	355,939.16	1,563,033.40	1,938,216.99	2,659,306.83	6,516,496.38	13,438,932.13	1,491,080.62	6,888,285.74
PS		50,000.00	0.00	50,000.00	0.00	0.00	0.00	0.00	0.00	0.00	0.00	0.00	0.00	0.00	50,000.00	0.00	0.00
MOOE		19,201,044.57	0.00	19,201,044.57	838,791.30	3,050,947.28	1,638,424.32	3,085,745.09	8,613,907.99	355,939.16	1,563,033.40	1,938,216.99	1,726,119.93	5,583,309.48	10,587,136.58	1,491,080.62	1,539,517.89
CO		9,083,750.30	0.00	9,083,750.30	0.00	0.00	6,012,179.75	269,775.00	6,281,954.75	0.00	0.00	0.00	933,186.90	933,186.90	2,801,795.55	0.00	5,348,767.85
Sub-Total, Operations		1,549,612,502.60	0.00	1,549,612,502.60	97,107,727.81	186,868,743.83	147,480,189.82	368,747,407.54	800,204,069.00	62,525,601.27	121,764,977.81	125,130,744.33	212,504,509.06	521,925,832.47	749,408,433.60	40,488,783.12	237,789,453.41
PS		98,924,480.00	34,462.72	98,958,942.72	9,295,635.75	21,737,004.86	12,020,029.35	28,704,265.46	71,756,935.42	8,142,425.64	21,408,017.12	11,616,320.08	26,112,233.44	67,278,996.28	27,202,007.30	3,708,907.82	769,031.32
MOOE		727,002,126.18	(134,462.72)	726,867,663.46	70,508,929.24	109,547,996.79	99,751,604.72	169,916,379.22	449,724,909.97	54,383,175.63	93,382,533.78	90,049,262.75	139,185,301.63	377,000,273.79	277,142,753.49	27,816,030.15	44,908,606.03
FinEx (if Applicable)		0.00	0.00	0.00	0.00	0.00	0.00	0.00	0.00	0.00	0.00	0.00	0.00	0.00	0.00	0.00	0.00
CO		723,685,896.42	100,000.00	723,785,896.42	17,303,162.82	55,583,742.18	35,708,555.75	170,126,762.86	278,722,223.61	0.00	6,974,426.91	23,465,161.50	47,206,973.99	77,646,562.40	445,063,672.81	8,963,845.15	192,111,816.06
GRAND TOTAL		2,432,186,107.54	0.00	2,432,186,107.54	146,516,558.30	300,224,613.61	213,371,770.25	481,017,392.10	1,141,130,334.26	79,864,566.21	165,743,213.96	195,763,822.03	279,476,704.15	720,848,306.35	1,291,055,773.28	76,798,313.24	343,483,714.67
PS		99,183,490.00	34,462.72	99,217,952.72	9,295,635.75	21,737,004.86	12,020,029.35	28,704,265.46	71,756,935.42	8,142,425.64	21,408,017.12	11,616,320.08	26,112,233.44	67,278,996.28	27,461,017.30	3,708,907.82	769,031.32
MOOE		1,141,222,208.04	(134,462.72)	1,141,087,745.32	103,651,100.81	174,122,815.49	155,522,486.74	262,398,138.26	695,694,541.30	71,722,140.57	136,387,257.01	153,349,574.65	191,690,837.82	553,149,810.05	445,393,204.02	60,060,605.15	82,484,126.10
FinEx (if Applicable)		0.00	0.00	0.00	0.00	0.00	0.00	0.00	0.00	0.00	0.00	0.00	0.00	0.00	0.00	0.00	0.00
CO		1,191,780,409.50	100,000.00	1,191,880,409.50	33,569,821.74	104,364,793.26	45,829,254.16	189,914,988.38	373,678,857.54	0.00	7,947,939.83	30,797,927.30	61,673,632.89	100,419,500.02	818,201,551.96	13,028,800.27	260,230,557.25

Certified Correct:

RAMOS, ROMEO LANDICHO
 Budget Officer
 Date:

Certified Correct:

FALO, DANIEL JOHN FROGOSA
 Accountant
 Date:

Recommending Approval:

RAMOS, ROMEO LANDICHO
 Director, FMS
 Date:

Approved By:

RONQUILLO, TIRSO ALCOS
 University President
 Date: